

iRacing – Installing and Updating Content

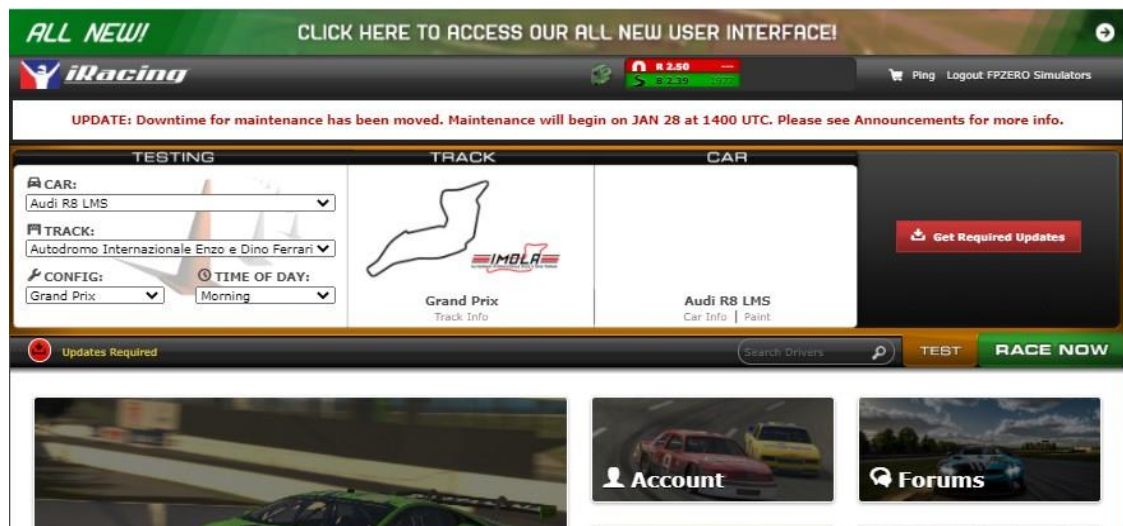
As a cloud-based solution, iRacing regularly has updates to their tracks and content and the core simulation itself. These updates are particularly common at the end of the season but can also be seen in-season as balance of performance (BOP) changes occur, tyre models get tweaked and bugs are squashed.

When you purchase new content, you will be prompted to download the new content and the updates associated to them as well.

It is always worth keeping the software up to date. Fortunately, when visiting the iRacing Members Site or launching the iRacing UI you will be prompted to perform updates.

iRacing Members Site

When you first open up the Members Site you will be greeted by “Update Required” at the left of the header, or if trying to load a particular car and track to race or test you will have a big “Get Required Updates”. Click either button to begin updates.



Note: When the icon on the left is red, updates are required to do any form of race. When the icon is orange with “Updates available”, these are optional updates so not necessarily required in order to run iRacing

You will be presented with the updates page in a new window, which lists all of the updates that are available.

Update Manager

Newer versions of the iRacing.com™ software packages installed on your system are available. Choose the packages you wish to update at this time and click "Download". The packages will download and install automatically.

[Select All](#) / [Select Required](#) Optional Required Requested Additional

DOWNLOAD Downloaded Size: 0k Total Download Size: 3.43G Free Disk Space: 170.52G

Requested:
You have requested to update the following packages:

Size	Package	Version	Status
233M	Audi R8 LMS	v2021.01.11.01	
482M	Autodromo Internazionale Enzo e Dino Ferrari	v2020.11.28.01	

Required:
The following system packages are required and will be included in this update ([show updates](#))

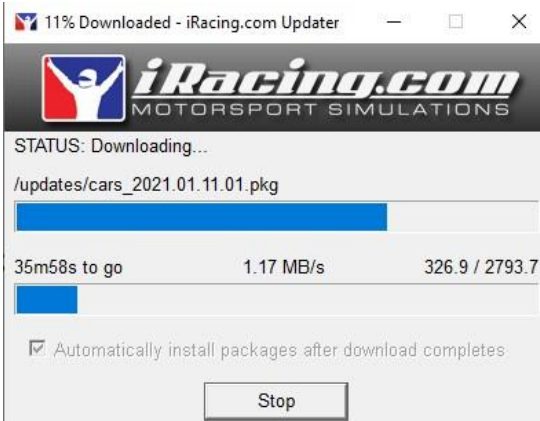
Additional:
The following updates are available to download, but are not required

<input type="checkbox"/>	194M	Aston Martin DBR9 GT1	v2021.01.11.01	
<input type="checkbox"/>	275M	Audi RS 3 LMS	v2021.01.11.01	
<input type="checkbox"/>	259M	BMW M8 GTE	v2021.01.11.01	
<input type="checkbox"/>	151M	Cadillac CTS-V Racecar	v2021.01.11.01	
<input type="checkbox"/>	161M	Chevrolet Corvette C6.R GT1	v2021.01.11.01	
<input type="checkbox"/>	218M	Dallara F3	v2021.01.11.01	
<input type="checkbox"/>	149M	Dirt Street Stock	v2021.01.11.01	

You have the option to select individual updates for cars and tracks, select them all, or only required updates (which just updates the system). The "Total Download Size" gives you an accurate representation of how much is to be downloaded to complete the updates based on the items selected. You can then estimate how long it will take.

If you are in a rush to jump into a race, then we recommend just installing what is required and requested to enable you to race/test. When you are done, it's worth updating all and leaving it to run overnight so you are ready for future races.

Once you have selected the items to install, click "Download" to bring up the Updater.



11% Downloaded - iRacing.com Updater

iRacing.com
MOTORSPORT SIMULATIONS

STATUS: Downloading...

/updates/cars_2021.01.11.01.pkg

35m58s to go 1.17 MB/s 326.9 / 2793.7

Automatically install packages after download completes

Stop

Note: you may need to give administrative access to iRacing when the app opens. Be sure to check your Windows Menu bar for any red flashing icons! Click "Yes" and the Updater will open.

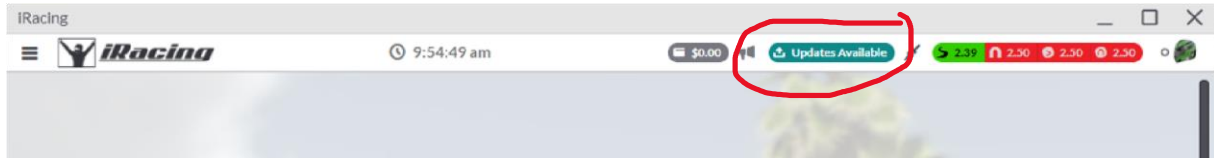


You can stop these updates at any time and resume where you left off. Perfect if updates are taking too long or you selected too much to download!

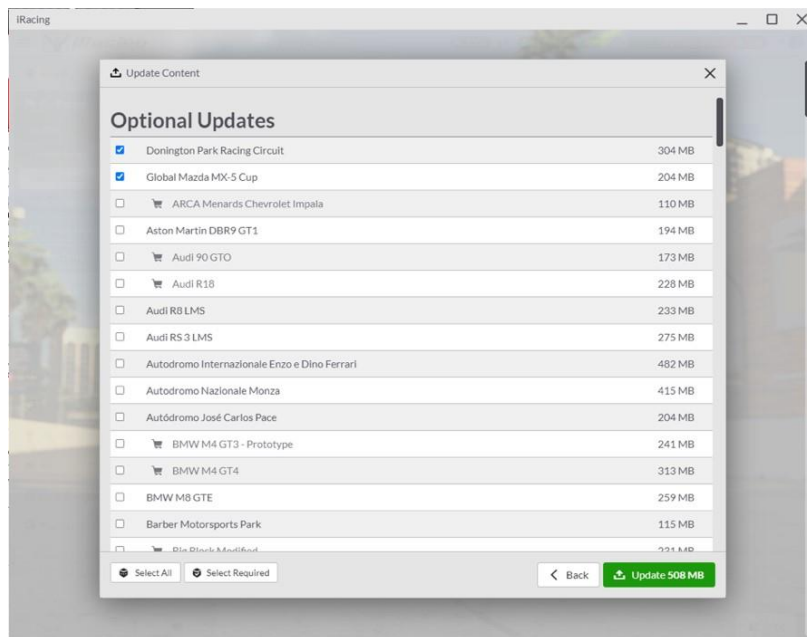
When updates have been completed, you can return to your web browser. You may need to refresh the page for the completed updates to be visible.

iRacing UI

iRacing UI has two update modes. Required updates to iRacing will stop you opening the app fully and will just present you with the available updates screen which is discussed further down. Optional updates are available at any time by clicking the “Updates Available” in the application menu bar. Click the icon to present the update window.



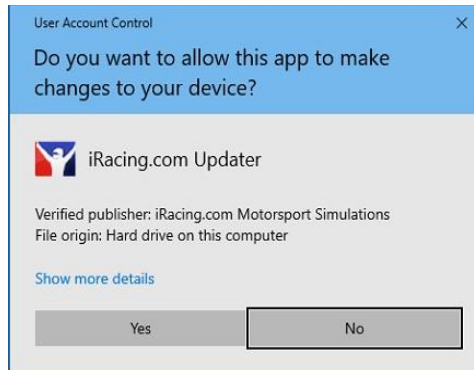
The update window is very clean and easy to navigate. You have the option to choose which pieces of content to update, whether it's all of them or just what's required. Then just click “Update” to begin the download and installation.



You will now be presented with the Updater and iRacing UI will restart.



Note: you may need to give administrative access to iRacing when the app opens. Be sure to check your Windows Menu bar for any red flashing icons! Click "Yes" and the Updater will open.



You can stop these updates at any time and resume where you left off. Perfect if updates are taking too long or you selected too much to download!

Once the updates have completed and you close the Updater, it will re-launch iRacing UI for you automatically.